

ABET LAMINATI



Unlimited selection

CUBICLE COLLECTION



CUBICLE COLLECTION

Abet Limited's High Pressure Laminate and Compact Grade Laminate are hardwearing, durable and very attractive solutions for most cubicle, partition and locker applications with excellent resistance to impact, scratches and abrasion.

- Standard sheet size – 3660 x 1610mm, 4200 x 1860mm and 4200 x 1610mm (Gloss decors only)
- Available to special order – 4200 x 1860mm

COMPACT GRADE LAMINATE – 12mm

CGS:




Compact Grade Standard:
Compact grade laminate for use as flat self-supporting panels for horizontal/vertical applications

- Compact Grade Laminate is Class 0 fire rated and ideal for use in areas of high moisture and humidity as its solid core construction means there is no risk of peeling, cracking or delamination.
- Particularly recommended for use on cubicles, washrooms and lockers in high traffic areas (such as in schools, hospitals and airports) and in places of high humidity (such as leisure centres and swimming pool changing rooms).
- Its non-porous fabrication and edging make it ideally suited for use in sterile and hygienic environments including hospitals, laboratories and food preparation areas.



Overlay impregnated with melamine resin to provide a tough, durable and resistant surface

Decor paper impregnated with melamine resin forms the decorative layer and provides surface durability



Black core made up from layers of kraft paper impregnated with phenolic thermosetting resins to give inner strength and durability

HIGH PRESSURE LAMINATE – 0.8mm

HGP:



Horizontal Grade Postforming:
Sheet laminate for bonding onto flat or postformed surfaces for horizontal/vertical applications

VGP:



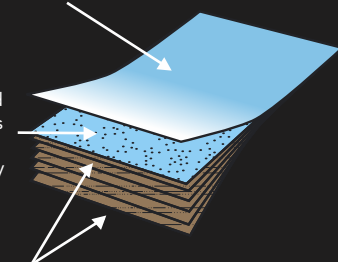
Vertical Grade Postforming:
Sheet laminate for bonding onto flat or postformed surfaces for vertical applications only

- High Pressure Laminate 0.8mm postforming grade is Class 0 Fire rated (when bonded with other FR materials).
- It is a competitive durable and hardwearing solution which can be postformed as required.
- Particularly recommended for use on vanity units and IPS panels.



Overlay impregnated with melamine resin to provide a tough, durable and resistant surface

Decor paper impregnated with melamine resin forms the decorative layer and provides surface durability



Layers of kraft paper impregnated with phenolic thermosetting resins to give inner strength and durability

GENERAL INFORMATION

The Cubicle Collection is manufactured in the most modern and largest HPL factory in Europe and conforms to all the requirements of BS EN438:2. The sheets offer a hardwearing, impact resistant and very attractive decorative surface.

The range is available in a selection of plain colours with complementary speckle effects, Woodgrains and Minimi/Gloss finishes. The HPL has been specially selected for areas of heavy usage or vandalism.

It is particularly recommended for use in schools, leisure centres, swimming pools and high traffic public areas, such as airports, stations and places of entertainment. Other recommended uses include hospitals, laboratories and food preparation areas where wood cores and joints are unacceptable for health reasons.

The compact grade HPL is a durable, versatile and economic product resistant to vandalism, impact and water. Its decorative surface with an easy-to-clean texture is enhanced by the solid black core offered as a standard feature of this Collection. Its 12mm thickness ensures that the HPL can be used in conjunction with the majority of available fittings and fixing systems.

Abet Limited also offers a complementary Locker Collection in 10mm thickness compact grade as well as a dedicated Door Collection in 0.9mm allowing for complete washroom and cubicle specification.



CLEANING AND MAINTENANCE

The Cubicle Collection will give years of excellent service provided a few simple rules are followed. Light dirt or stains can be removed easily with warm water and mild detergent. Stubborn marks should be removed using a non-abrasive cream cleaner or mild domestic bleach. Harsh abrasives or scouring powders should be avoided. Grease marks can be removed with a proprietary paint and graffiti remover. Hair dyes, bleaches, caustic alkalis and strong mineral acids should be wiped off within a short period.

We strongly recommend that all Abet Laminati HPL products are stored, conditioned and fabricated in accordance with our own and BLFA guidelines. More detailed technical information brochures are available from our office and/or your local distributor.



STYLISH AND PRACTICAL

Abet Ltd is the UK & Ireland branch of Abet Laminati, Europe's largest manufacturer of high pressure laminates based in Bra in Northern Italy. The company is renowned for its design flair and has strong links with the best Italian and International designers.

With offices and warehouse in London's Docklands, Abet Ltd can provide advice on the use of laminates for every application be it the conventional, the unusual, the high performance or the purely decorative. Our products are supplied through a network of UK & Ireland distributors.

Whatever your project, you will find the solution within our Unlimited selection!

WOODGRAINS



1388 • Grey Zebrano • Sei



631 • Pleated Teak • Sei



616 • Walnut • Sei



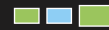
619 • Grey Maple • Sei



1612 • Sumatra Teak • Sei



1666 • American Beech • Sei




312 • Wenge • Sei



1661 • Mountain Oak • Sei



COLOURS



406 • Spring White • Sei



478 • Light Grey • Sei



870 • Grey Cloud • Sei




236 • Spring White Speckle • Sei




477 • Grey • Sei



9945 • Grey Speckle • Sei




810 • Mini White • Sei



1819 • Mountain Grey • Sei



425 • Lilac Erica • Sei




409 • Cream • Sei




9947 • Light Grey Speckle • Sei



1827 • Violet • Sei



813 • Beige Manhattan • Sei



857 • Heavenly Blue • Sei



1881 • Orchid • Sei




9434 • Beige Manhattan Speckle • Sei



499 • California Blue • Sei



423 • Purple Madras • Sei



1816 • Sahara Beige • Sei



859 • Blue Pottery • Sei



498 • Purple Lily • Sei



SAMPLES

Should you require samples of any of these decors, please contact the **Abet Samples Hotline** on **020 7473 6915** or email: **sales@abet.ltd.uk**

Patterns shown are reproduced as accurately as possible within the constraints of the printing process.

Key: Ref code • Colour • Finish

CONTRASTING COLOURS

861 • Yellow Pop • Sei



1804 • Dark Blue • Sei



460 • Green Grass • Sei




871 • Dark Grey • Sei




441 • Green Citron • Sei




879 • Graphite Grey • Sei



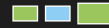
487 • Blue Dust • Sei



421 • Black • Sei




486 • Blue Lake • Sei



1852 • Olive Green • Sei



410 • Ice White • Sei



893 • Umber Brown • Sei




1883 • Aubergine • Sei



427 • Fuschia • Sei



897 • Volcano Brown • Sei



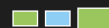
1850 • Lime • Sei



1860 • Pacific Blue • Sei



835 • Orange Canyon • Sei



SAMPLES

Should you require samples of any of these decors, please contact the **Abet Samples Hotline** on **020 7473 6915** or email: sales@abet.ltd.uk

Patterns shown are reproduced as accurately as possible within the constraints of the printing process.

Key: Ref code • Colour • Finish

PRIMARY COLOURS



860 • Yellow Piper • Sei



431 • Red • Sei




845 • French Green • Sei



838 • Primary Blue • Sei




GLOSS



410 • Ice White • Lucida



431 • Red • Lucida




879 • Graphite • Lucida



MINIMI



563 • Mid Grey Minimi • Mandarin



567 • Light Grey Minimi • Mandarin




568 • Silver Minimi • Mandarin




STOCKED SHEET DETAILS (All DDA Compliant)

0.8mm HORIZONTAL GRADE POSTFORMING SHEET SIZE

 3660 x 1610mm


0.8mm VERTICAL GRADE POSTFORMING SHEET SIZE

 4200 x 1610mm

12mm COMPACT GRADE STANDARD WITH BLACK CORE SHEET SIZES

 3660 x 1610mm

 4200 x 1610mm – Standard stock size in Gloss decors only

 4200 x 1860mm

Sizes other than shown may be available to order. Please contact us to check.

TEXTURES

Sei (with protective film): a fine-grained texture offering a low glare surface and a limited resistance to finger marks

Mandarin (without protective film): an orange peel effect texture with good scratch resistant properties

Lucida (with protective film): a gloss texture recommended for vertical use only

PLEASE SEE OUR COMPLEMENTARY DOOR AND LOCKER COLLECTIONS

Abet Limited offers a Locker Collection in 10mm thickness compact grade as well as a dedicated Door Collection in 0.9mm allowing for complete washroom and cubicle specification.

Please contact the **Abet Samples Hotline** on 020 7473 6915 or email: sales@abet.ltd.uk for details.

COLOUR COMPARISONS AND LIGHT REFLECTIVE VALUES

REF	COLOUR	FINISH	LRV	EXACT NCS	BS NUMBER	RAL (N)	PANTONE	STOCKED SHEET SIZES mm							
								3660 x 1610	0.8	4200 x 1610	0.8	4200 x 1860	12		
Colour Options - 43 decors											12	0.8	12	0.8	12
236	Spring White Speckle	Sei	60					•	•						
406	Spring White	Sei	82	0602-G83Y	BS 00 E 55	9016		•	•					•	
409	Cream	Sei	66	1202-Y46R			WmGrey 1C	•	•					•	
410	Ice White	Sei	79	0702-G06Y		9003		•	•					•	
421	Black	Sei	4	8402-R85B	BS 00 E 53(N)	9017		•	•					•	
423	Purple Madras	Sei	12	3252-R61B				•	•					•	
425	Lilac Erica	Sei	48	1431-R52B				•	•					•	
427	Fuschia	Sei	18	1959-R24B	BS 02 E 53(N)	4010	7433C	•	•					•	
431	Red	Sei	15	2364-Y95R	BS 04 E 56	3031	187C	•	•					•	
441	Green Citron	Sei	61	0933-G56Y	BS 12 D 41 (N)		372C	•	•					•	
460	Green Grass	Sei	41	1359-G34Y			376C	•	•					•	
477	Grey	Sei	36	2906-R95B			7543C	•	•					•	
478	Light Grey	Sei	55	2101-Y05R	BS 00 A 03	7035	400C	•	•					•	
486	Blue Lake	Sei	42	1929-B59G	BS 16 D 41	6027	563C	•	•					•	
487	Blue Dust	Sei	65	0914-R96B				•	•					•	
498	Purple Lily	Sei	7	5925-R60B	BS 22 E 58	5022	5265C	•	•					•	
499	California Blue	Sei	29	1754-R98B	BS 18 E 51(N)	5012		•	•					•	
810	Mini White	Sei	75	0704-Y22R	BS 10 B 15	9001		•	•					•	
813	Beige Manhattan	Sei	66	1108-Y30R	BS 08 B 15 (N)	1015	7506C	•	•					•	
835	Orange Canyon	Sei	27	0970-Y70R	BS 06 E 55 (N)			•	•					•	
838	Primary Blue	Sei	15	3251-R90B	BS 20 E 53	5015		•	•					•	
845	French Green	Sei	17	3743-B94G	BS 14 E 56		341C	•	•					•	
857	Heavenly Blue	Sei	61	0725-B08G	BS 18 E 50 (N)		2975C	•	•					•	
859	Blue Pottery	Sei	8	4544-R84B		5010		•	•					•	
860	Yellow Piper	Sei	46	1171-Y14R	BS 08 E 51 (N)	1003	130C	•	•					•	
861	Yellow Pop	Sei	42	0760-Y45R		2003	751C	•	•					•	
870	Grey Cloud	Sei	26	4201-R85B	BS 00 A 07 (N)	7045	CoolGrey 7C	•	•					•	
871	Dark Grey	Sei	22	5301-R95B	BS 00 A 09	7037		•	•					•	
879	Graphite Grey	Sei	9	7302-R67B	BS 00 A 13	7024	CoolGrey 11C	•	•					•	
893	Umber Brown	Sei	23	5106-Y68R	BS 08 B 23			•	•					•	
897	Volcano Brown	Sei	7	7602-Y88R	BS 08 B 29	8019		•	•					•	
1804	Dark Blue	Sei	6	6817-R80B	BS 20 C 39 (N)	5003		•	•					•	
1816	Sahara Beige	Sei	38	3406-Y47R	BS 08 B 21		7530C	•	•					•	
1819	Mountain Grey	Sei	53	2201-B79G			CoolGrey 3C	•	•					•	
1827	Violet	Sei	30	S2040 R50B			2577C	•	•					•	
1850	Lime	Sei		S1060 G70Y				•	•					•	
1852	Olive Green	Sei		S4050 G80Y			5825C	•	•					•	
1860	Pacific Blue	Sei		S0030 R90B			644C	•	•					•	
1881	Orchid	Sei		S2060 R40B				•	•					•	
1883	Aubergine	Sei		S7020 R50B			7449C	•	•					•	
9434	Beige Manhattan Speckle	Sei	43					•	•					•	
9945	Grey Speckle	Sei	31					•	•					•	
9947	Light Grey Speckle	Sei	43					•	•					•	
Woodgrains - 8 decors															
619	Grey Maple	Sei	53					•	•					•	
1388	Grey Zebrano	Sei						•	•					•	
616	Walnut	Sei	19					•	•					•	
631	Pleated Teak	Sei						•	•					•	
1612	Sumatra Teak	Sei	12					•	•					•	
1666	American Beech	Sei	39					•	•					•	
312	Wenge	Sei	8					•	•					•	
1661	Mountain Oak	Sei	28					•	•					•	
Minimi - 3 decors															
563	Mid Grey Minimi	Mandarin	14					•	•					•	
567	Light Grey Minimi	Mandarin	28					•	•					•	
568	Silver Minimi	Mandarin	38					•	•					•	
Gloss - 3 decors															
410	Ice White	Lucida	81	0702-G06Y		9003				•	•			•	
431	Red	Lucida	15	2364-Y95R	BS 04 E 56	3031	187C			•	•			•	
879	Graphite Grey	Lucida	9	7302-R67B	BS 00 A 13	7024	CoolGrey 11C			•	•			•	



ABET LAMINATI 
Unlimited selection



70 Roding Road, London Industrial Park, London E6 6LS
Telephone: +44 (0)20 7473 6910 Fax: +44 (0)20 7476 6935 Email: sales@abet.ltd.uk sales@abet.ie
www.abetuk.com www.abet.ie