


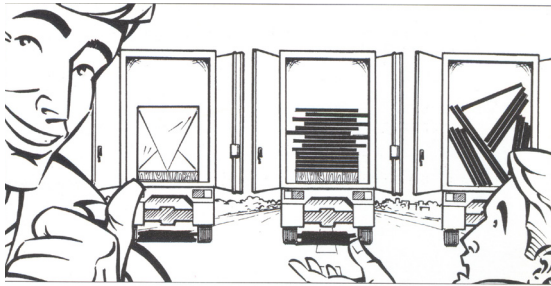


GENERAL RECOMMENDATIONS FOR THIN AND COMPACT LAMINATE



Transport and handling of material

- In order to avoid damage of surfaces and edges, sheets must be handled with extreme care. Always transport the panels on flat and stable pallets and secure the panels so that they do not slip.
- Make sure that the panels do not slide over each other during loading and unloading operations. Lift them by hand or, if compact laminate, by means of a suction cup hoisting device.
- Pay particular attention to dirt, foreign bodies and sharp edges that can cause damage in case of rubbing against the surfaces.

Storage of material

- Material that is stored in the wrong position may be deformed, even permanently.
- Store the panels in a closed place where normal climatic conditions are guaranteed (**temperature between 10° and 30° C and 40-65% RH**) avoiding that the two sides of the panel are in different conditions of temperature and humidity.
- Stack the panels on top of each other on a horizontal flat base: never let the panels stand on the edge.
- Cover the uppermost panels with a slab or sheet of polythene.
- In case of sanded sheets, store them in pairs, face to face; the last panel on the stack should be laid with the decorative surface facing downwards.
- The protective film, if applied, must never be exposed to direct sunlight or subjected to extreme heat.

Conditioning and use

- Before machining, **the panels should be conditioned for at least 10 days.**
- For compact laminates, machining operations (i.e. cutting, drilling, routing, etc) should be done on reverse side of the panel in order to avoid using the decorative side as surface.
- The protective film, if applied, must be removed simultaneously from both sides.
- Use a protective sheet of polythene to protect all the panels on the pallet.

The pallet should always be covered after any removal of panels.